



STOP CORONA VIRUS-Wash Your Hand/Wear Mask/Maintain Social Distance"

 Delhi Jal Board	<p>THE TEST REPORT IS FOR THIS PARTICULAR DELHI JAL BOARD (GOVT) ONLY WATER SAMPLE ONLY QUALITY CONTROL LABORATORY, WATER TREATMENT PLANT HAIDERPUR, DELHI-110085.</p>	 स्वच्छ भारत एक कदम स्वच्छता की ओर
--	---	---

Water sample collected from DJB supply in the premises of **DEEP MODEN PUBLIC SCHOOL** , Part-I, Prem Nagar Kirari Delhi- 86, Vide challan no. - 385 dated 04.03.2024


S.No.	PARAMETERS	UNITS	Limit as per B.I.S.10500:2012		S1
			Acceptable	Permissible	
1.	Date of collection	--	--	--	14.03.2024
2.	Date of Analysis	--	--	--	19.03.2024
3.	Colour	Hazen	5	15	Clear
4.	Odour	--	Agreeable		Agreeable
5.	Turbidity	N.T.U.	1.0	5.0	0.80
6.	p ^H value	--	6.5 to 8.5	N.R.	7.3
7.	Electrical Conductivity	µMhos/cm	---	---	307.6
8.	Total Dissolved Solid	(mg/l)	500	2000	200.65
CHEMICAL EXAMINATION					
9.	Phenolphthalein Alkalinity	(mg/l)	---	---	Nil
10.	Total Alkalinity	(mg/l)	200	600	50.1
11.	Total Hardness	(mg/l)	200	600	81.0
12.	Calcium Hardness	(mg/l)	200	600	61.0
13.	Magnesium Hardness	(mg/l)	200	600	20.2
14.	Calcium as Ca	(mg/l)	75	200	24.6
15.	Magnesium as mg	(mg/l)	30	100	4.7
16.	Ammonia (as NH ₃ -N)	(mg/l)	0.5	N.R.	ND*
17.	Nitrite-Nitrogen (N)	(mg/l)	---	---	ND*
18.	Nitrate (NO ₃)	(mg/l)	45	N.R.	0.25
19.	Sulphate (SO ₄)	(mg/l)	200	400	25.87
20.	Chloride(Cl)	(mg/l)	250	1000	14.0
21.	Iron(Fe)	(mg/l)	1.0	N.R.	0.02
22.	Flurides(F)	(mg/l)	1.0	1.5	0.16
23.	Cyanides (CN)	(mg/l)	0.05	N.R.	*N.D.
24.	Residual Chlorine	(mg/l)	0.2	1.0	Nil
BACTERIOLOGICAL EXAMINATION					
25.	Coli form per 100 ml at 37 ^o C	MPN/100mL	0		0


*N.D. -Not Detectable

Remarks: On the basis of tested parameters, water sample (S1) confirms to drinking water specification I.S.1050:2012 and may be used for drinking purpose.


Asstt. Chemist


Chemist/Bacteriologist


A.C.W.A. (HP-I)


C.W.A. (W&S)-II

